

# CHICAGO LAWYER

## 2019 Largest Law Firms Survey: Joining the giants : Three say what it takes to grow

Marci

By Paul Dailing  
Editor

In *Chicago Lawyer* magazine's yearly **LARGEST LAW FIRMS SURVEY**, you'll find a by-the-numbers breakdown of who's shrinking and who's a new face among the 100 largest firms in Illinois.

But numbers are only the start of the story. There are stories of strategy, opportunity and convenient hires that just fell into laps, but that will change the course of a firm's growth for decades.

Here's what the numbers mean for three growing firms on our list.

### Morgan Lewis & Bockius

Overall, the largest increase in raw numbers belonged to Kirkland & Ellis, who added 38 lawyers during 2018. However, a mild 5.7 percent bump given the megafirm's already massive size.

The second largest increase in terms of raw numbers belonged to Morgan Lewis & Bockius, which added 29 attorneys to its Chicago office in the 2018 survey to 96 this year. This was a 43.3 percent leap.

"We don't have a number where we say 'We want to have X number by a certain period of time,'" said Chicago office head Michael Schutte, although he added growing by another 50 percent next year "would be great."

In 2018, the Chicago office added 12 lateral equity partners, four first-year associates and 14 lateral associates. They've grown their current space at 77 W. Wacker Drive and are ironing out details on a new location.

"We had a lot of growth last year in the IP practice and the structured transaction practice," Schutte said, citing a structured transaction group of three brought in from Sidley.

The focus in 2019 is associates to aid last year's hires.

"We need to get the partners the resources they need to get the work done," he said.

Schutte said the firm's target hire is in that sweet spot where the lawyer still has an entrepreneurial spirit, but also an established practice.

“It’s one of those things where you know it when you see it. There are 63-year-olds who have it and 40-year-olds who have it,” a 52-year-old said. “It’s not an age thing. It’s an energy thing.”

## **Benesch, Friedlander, Coplan & Aronoff**

The largest percentage increase of the year went to the Chicago office of Benesch, which leapt from 28 in the 2018 survey to 47 attorneys this year for a 67.9 percent increase. They added six lateral equity partners, one lateral nonequity partner and 12 lateral associates.

It is rapid growth for an office that in 2015 was just David D. Pope and Andrew J. Jarzyna. The two were the Chicago representatives of a 15-attorney group that jumped from Cleveland-based Ulmer & Berne to Benesch.

“[Benesch] has wanted to break into the Chicago market for some time. They had a good excuse to do that in 2015,” said Frank, a Chicago administrative partner.

Calling himself and Jarzyna “the seed,” Pope said the growth has been selective, but has snowballed over the last year. The main Cleveland office has a historic 1:1 ratio of partners and associates, but the Chicago office isn’t concerned with hitting that ratio.

“We are not as focused on the mathematics of it as we are focused on getting the quality of people,” he said.

So far all the Chicago growth has been lateral, but the office will bring on summer associates for the first time this year. Pope is hoping to get two to three first-year associates from that crop.

Pope declined to talk about growth targets, but did mention the firm will be moving in July to a new leased space at 71 S. Dearborn Drive — two floors with room for about 100 attorneys.

## **Husch Blackwell**

Husch Blackwell’s Chicago office went from 39 to 48 attorneys, adding two lateral equity partners, two lateral nonequity partners, one first-year and four lateral associates. It’s just a gain of nine for the firm, but given its size that’s a 23.1 percent boost.

The biggest addition of the last year was a group of six partners who previously had their own firm, but had in past years been part of the higher education group of a local education law boutique, said Chicago managing partner Julie Micelli. The six lateral partners brought two associates and one senior counsel. The firm is looking to add an associate to the group.

As the boutique focused on K-12 and Husch Blackwell was looking to bolster its higher ed practice in Chicago, St. Louis and Dallas, Texas, it was a fit both in terms of need and, more importantly, in terms of culture.

“We feel that fit in culture is one of the most important reasons we might bring someone on into our firm,” Micelli said. “It’s really important our attorneys understand the industry they’re serving. Our clients come to Husch because they want specialized experience in their industry.”

More recently the Chicago office brought on two lateral partners in TMT — the technology, manufacturing and transportation group. They’re currently looking for an associate or two to add to TMT.

Although the firm specializes in specialists, first- to fourth-years are “general assignment associates,” handling work in diverse industries to find a niche before being asked to pick their focus.

As for growth plans, Micelli alluded to big moves ahead.

“Watch Husch Blackwell Chicago,” she said.

© 2019 Law E

Unless you receive express permission from Law Bulletin Media, you may not copy, reproduce, distribute, publish, enter into a database, display, perform, or create derivative works, or in any way exploit the content of Law Bulletin Media’s websites, except that you may download one copy of material or print out one copy of material for personal interest only. You may not distribute any part of Law Bulletin Media’s content over any network nor offer it for sale, nor use it for any commercial purpose.

2019 ILLINOIS LARGEST LAW FIRMS SURVEY

| Firm and Ranking                             | Lawyers in Illinois |      |      |      |      | Illinois Lawyers in 2019 by title |                     |        |         |       | Managing partner or equivalent, main Illinois office |
|--|---------------------|------|------|------|------|-----------------------------------|---------------------|--------|---------|-------|--|
|  | 2019                | 2018 | 2017 | 2016 | 2015 | Equity Partners                   | Non-Equity Partners | Assoc. | Counsel | Other |  |
| 1. Kirkland & Ellis                          | 706                 | 668  | 627  | 590  | 589  | 359*                              | 0                   | 347    | 0       | 0     | Jeffrey C. Hammes                                    |
| 2. Sidley Austin                             | 495                 | 491  | 496  | 501  | 506  | 175*                              | 0                   | 256    | 46      | 18    | Anne E. Rea  |
| 3. Mayer Brown                               | 372                 | 362  | 367  | 371  | 365  | 164*                              | 0                   | 156    | 38      | 14    | Britt Miller   |
| 4. Jenner & Block                            | 293                 | 313  | 321  | 299  | 256  | 56                                | 66                  | 107    | 13      | 51    | Terrence J. Truax                                    |
| 5. Winston & Strawn                          | 289                 | 307  | 287  | 317  | 307  | 135                               | 0                   | 133    | 13      | 8     | Linda Coberly  |
| 6. McDermott Will & Emery                    | 263                 | 271  | 304  | 307  | 284  | 81                                | 62                  | 78     | 24      | 18    | John Callahan  |
| 7. Katten Muchin Rosenman                    | 255                 | 237  | 244  | 243  | 263  | 63                                | 58                  | 105    | 25      | 4     | Gil Soffer   |
| 8. Baker & McKenzie                          | 230                 | 231  | 226  | 241  | 213  | 50                                | 59                  | 121    | 0       | 0     | Regine Corrado                                       |
| 9. Seyfarth Shaw                             | 212                 | 222  | 224  | 245  | 226  | 48                                | 63                  | 58     | 29      | 14    | Cory Hirsch, Amanda Sonneborn                        |
| 10. Hinshaw & Culbertson                     | 195                 | 205  | 219  | 234  | 227  | 53                                | 87                  | 54     | 1       | 0     | Diane Webster  |
| 11. Latham & Watkins                         | 191                 | 190  | 182  | 171  | 161  | 56*                               | 0                   | 114    | 15      | 6     | Cathy Birkeland                                      |
| 12. Schiff Hardin                            | 189                 | 183  | 184  | 205  |      | 49                                | 48                  | 56     | 35      | 1     | Marci Eisenstein                                     |
| 13. Jones Day                                | 181                 | 171  | 162  | 167  | 151  | 73                                | 0                   | 98     | 9       | 1     | Tina M. Tabacchi                                     |
| 14. Vedder Price                             | 177                 | 190  | 189  | 195  | 208  | 90                                | 11                  | 73     | 3       | 0     | Michael A. Nemeroff                                  |
| 15. DLA Piper                                | 170                 | 181  | 185  | 180  | 186  | 69                                | 0                   | 58     | 43      | 0     | Richard Chesley, Jesse Criz                          |
| 16. Chapman and Cutler                       | 166                 | 176  | 174  | 180  | 189  | 72                                | 27                  | 49     | 16      | 2     | Timothy P. Mohan                                     |
| 17. Greenberg Traurig                        | 163                 | 158  | 167  | 153  | 146  | 87                                | 0                   | 56     | 16      | 4     | John F. Gibbons, Rita M. Alliss Powers               |
| 18. Skadden Arps Slate Meagher & Flom        | 142                 | 147  | 153  | 149  | 140  | 28                                | 0                   | 100    | 14      | 0     | Brian Duwe   |
| 19. Reed Smith                               | 138                 | 139  | 141  | 144  | 145  | 25                                | 40                  | 55     | 17      | 1     | Mike LoVallo   |
| 20. Neal Gerber & Eisenberg                  | 134                 | 137  | 138  | 138  | 138  | 55                                | 26                  | 23     | 29      | 1     | Scott J. Fisher                                      |
| 21. SmithAmundsen                            | 129                 | 119  | 122  | 118  | 116  | 19                                | 51                  | 48     | 11      | 0     | Larry Schechtman                                     |
| 22. Swanson Martin & Bell                    | 128                 | 124  | 121  | 118  | 119  | 30                                | 47                  | 48     | 3       | 0     | Timothy G. Nickels                                   |
| 23. Dentons US                               | 126                 | 124  | 114  | 119  | 122  |                                   |                     |        |         |       |  |
| 24. Barack Ferrazzano Kirschbaum & Nagelberg | 118                 | 119  | 111  | 106  | 104  | 50                                | 35                  | 29     | 4       | 0     | Howard J. Kirschbaum                                 |
| 25. Locke Lord                               | 116                 | 120  | 118  | 137  | 161  | 38                                | 24                  | 30     | 23      | 1     | Michael Renetzky                                     |
| 26. Freeborn & Peters                        | 113                 | 116  | 116  | 117  | 124  | 27                                | 40                  | 27     | 19      | 0     | Joseph L. Fogel, William E. Russell                  |
| 27. Polsinelli                               | 112                 | 99   | 96   | 92   | 94   | 32                                | 38                  | 33     | 6       | 3     | Mary Clare Bonaccorsi                                |
| 28. Perkins Coie                             | 109                 | 109  | 109  |      | 105  | 36                                | 21                  | 40     | 6       | 6     | Richard Sevcik                                       |
| 28. Heyl Royster Voelker & Allen             | 109                 | 120  | 126  |      |      | 23                                | 35                  | 32     | 19      | 0     | Craig Young  |
| 30. Foley & Lardner                          | 108                 | 106  | 117  | 114  | 121  | 57*                               | 0                   | 32     | 12      | 7     | Frank Pasquesi                                       |
| 31. Quarles & Brady                          | 103                 | 102  | 107  | 102  | 107  | 24                                | 39                  | 33     | 5       | 2     | Paul Langer  |
| 32. McGuireWoods                             | 102                 | 105  | 106  |      | 108  | 46*                               | 0                   | 45     | 10      | 1     | Christina M. Egan                                    |
| 33. Taft Stettinius & Hollister              | 98                  | 89   | 81   | 78   | 77   | 56                                | 0                   | 19     | 22      | 1     | Cezar "Cid" Froelich, Paul Jenson                    |
| 34. Barnes & Thornburg                       | 97                  | 98   | 96   | 94   | 97   | 45                                | 27                  | 18     | 3       | 4     | Mark E. Rust   |
| 35. Morgan Lewis & Bockius                   | 96                  | 67   | 59   | 47   | 50   | 41                                | 3                   | 50     | 2       | 0     | Scott T. Schutte                                     |
| 36. Cassidy Schade                           | 95                  | 81   | 93   |      | 101  | 27                                | 22                  | 40     | 6       | 0     | Joseph Giannelli, John Hackett                       |
| 37. Drinker Biddle & Reath                   | 93                  | 97   | 107  | 103  | 114  | 36                                | 10                  | 36     | 11      | 0     | James L. Sawyer                                      |
| 37. Johnson & Bell                           | 93                  | 87   | 83   |      | 103  | 33                                | 20                  | 37     | 3       | 0     | Joseph R. Marconi                                    |
| 39. Much Shelist                             | 91                  | 86   | 86   | 70   | 88   | 23                                | 40                  | 16     | 8       | 4     | Mitchell S. Roth                                     |
| 39. HeplerBroom                              | 91                  | 93   | 103  |      | 75   |                                   |                     |        |         |       |  |
| 41. Nixon Peabody                            | 89                  | 86   | 95   | 102  | 123  | 15                                | 33                  | 29     | 10      | 2     | David R. Brown                                       |

\*Number includes both equity and non-equity partners. Surveys were sent to Illinois' 150 largest law firms as determined by a Jan. 2, 2019, data request from *Sullivan's Law Directory*, a sister product of *Chicago Lawyer*. Past years' totals come from past *Chicago Lawyer* surveys. Since 2017, total lawyer counts for firms that did not provide that information have been provided by Sullivan's. © 2019 Law Bulletin Media.

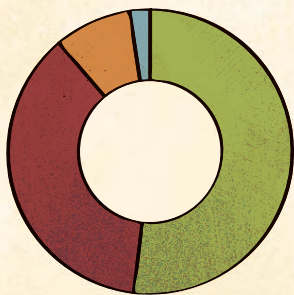
2019 ILLINOIS LARGEST LAW FIRMS SURVEY

| Firm and Ranking                            | Lawyers in Illinois |      |      |      |      | Illinois Lawyers in 2019 by title |                     |        |         |       | Managing partner or equivalent, main Illinois office |
|---|---------------------|------|------|------|------|-----------------------------------|---------------------|--------|---------|-------|--|
|   | 2019                | 2018 | 2017 | 2016 | 2015 | Equity Partners                   | Non-Equity Partners | Assoc. | Counsel | Other |  |
| 42. Marshall Gerstein & Borun               | 85                  | 83   | 77   |      | 81   |                                   |                     |        |         |       |  |
| 42. Lewis Brisbois Bisgaard & Smith         | 85                  | 80   | 97   |      | 50   | 7                                 | 41                  | 37     | 0       | 0     | Danny Worker   |
| 44. Goldberg Kohn                           | 84                  | 78   | 80   | 80   | 83   | 47                                | 0                   | 29     | 4       | 4     | Management committee                                 |
| 45. Saul Ewing Arnstein & Lehr              | 82                  | 80   | 80   |      | 87   | 25                                | 23                  | 16     | 18      | 0     | Michael Gesas  |
| 46. K&L Gates                               | 80                  | 77   | 77   |      | 103  |                                   |                     |        |         |       |  |
| 46. Thompson Coburn                         | 80                  | 77   | 75   | 73   | 73   | 33                                | 20                  | 21     | 4       | 2     | Todd Rowden  |
| 48. McDonnell Boehnen Hulbert & Berghoff    | 77                  | 85   | 83   | 83   | 81   | 35                                | 24                  | 15     | 3       | 0     | Grantland G. Drutchas                                |
| 49. Holland & Knight                        | 73                  | 78   | 89   | 95   | 100  | 20                                | 21                  | 12     | 9       | 11    | David W Wirt   |
| 49. Ropes & Gray                            | 73                  | 67   | 71   | 65   | 58   | 11                                | 0                   | 55     | 7       | 0     | Neill Jakobe   |
| 51. Burke Warren MacKay & Serritella        | 72                  | 79   | 75   |      | 72   | 24                                | 32                  | 12     | 4       | 0     | Jeffrey D. Warren                                    |
| 52. McAndrews Held & Malloy                 | 71                  | 63   | 72   |      | 69   |                                   |                     |        |         |       |  |
| 53. Faegre Baker Daniels                    | 66                  | 60   | 55   | 53   | 41   | 30*                               | 0                   | 28     | 8       | 0     | Patrick Miller                                       |
| 54. Brinks Gilson & Lione                   | 64                  | 77   | 82   | 86   | 99   | 41                                | 0                   | 19     | 4       | 0     | Gustavo Siller, Jr.                                  |
| 54. Chuhak & Tecson                         | 64                  | 69   | 66   |      | 67   | 17                                | 24                  | 17     | 6       | 0     | Mitchell D. Weinstein                                |
| 54. Levenfeld Pearlstein                    | 64                  | 62   | 62   | 58   | 54   | 19                                | 26                  | 14     | 2       | 3     | Robert A. Romanoff                                   |
| 57. Clark Hill                              | 63                  | 58   | 64   | 59   |      | 10                                | 17                  | 12     | 24      | 0     | Ray J. Koenig III                                    |
| 57. Dykema Gossett                          | 63                  | 66   | 68   | 80   |      | 20                                | 15                  | 22     | 6       | 0     | Michael Borders                                      |
| 59. Litchfield Cavo                         | 61                  | 56   | 55   |      |      |                                   |                     |        |         |       |  |
| 59. Segal McCambridge Singer & Mahoney      | 61                  | 64   | 84   | 90   | 103  | 9                                 | 9                   | 39     | 4       | 0     | Mark Crane   |
| 61. Wilson Elser Moskowitz Edelman & Dicker | 59                  | 58   | 57   |      | 44   | 14                                | 9                   | 21     | 15      | 0     | David Holmes   |
| 62. Horwood Marcus & Berk Chtd              | 58                  | 52   | 51   |      |      |                                   |                     |        |         |       |  |
| 62. Quintairo Prieto Wood & Boyer           | 58                  | 53   | 46   |      |      |                                   |                     |        |         |       |  |
| 62. Riley Safer Holmes & Cancila            | 58                  | 51   |      |      |      | 17                                | 14                  | 14     | 9       | 4     | Patricia Brown Holmes                                |
| 65. Simmons Hanly Conroy                    | 57                  | 58   | 55   | 53   | 57   | 41                                | 0                   | 14     | 2       | 0     | Michael Angelides                                    |
| 65. Banner & Witcoff                        | 57                  | 56   | 60   | 51   | 51   | 31                                | 8                   | 16     | 2       | 0     | Andy Mu  |
| 67. Clausen Miller                          | 55                  | 58   | 58   | 63   | 81   | 23                                | 21                  | 9      | 2       | 0     | Dennis D. Fitzpatrick                                |
| 68. Leydig Voit & Mayer                     | 54                  | 55   | 55   |      |      |                                   |                     |        |         |       |  |
| 68. BatesCarey                              | 54                  | 49   | 44   |      | 44   | 23                                | 0                   | 21     | 10      | 0     | Robert J. Bates, Jr.                                 |
| 70. Akerman                                 | 53                  | 55   | 46   | 41   | 27   | 22                                | 20                  | 11     | 0       | 0     | Meg George   |
| 71. Bartlit Beck Herman Palenchar & Scott   | 52                  | 55   | 55   |      |      |                                   |                     |        |         |       |  |
| 72. Bruce Farrel Dorn & Associates          | 51                  | 50   | 90   |      |      |                                   |                     |        |         |       |  |
| 72. Harrison & Held                         | 51                  | 49   | 49   |      |      |                                   |                     |        |         |       |  |
| 72. Loeb & Loeb                             | 51                  | 37   | 27   |      |      |                                   |                     |        |         |       |  |
| 72. Tressler                                | 51                  | 58   | 54   | 65   | 74   | 7                                 | 21                  | 16     | 6       | 1     | Mark Banovetz, Todd Schenk, Robert Sullivan          |
| 76. Bryan Cave Leighton Paisner             | 50                  | 47   | 56   | 59   | 65   | 23*                               | 0                   | 16     | 8       | 3     | Brian A. Sher  |
| 76. Gordon Rees Scully Mansukhani           | 50                  | 42   | 43   |      | 37   |                                   |                     |        |         |       |  |
| 76. Lewis & Gellen                          | 50                  | 50   | 67   |      | 62   |                                   |                     |        |         |       |  |
| 76. Wiedner & McAuliffe                     | 50                  | 47   | 53   |      | 49   |                                   |                     |        |         |       |  |
| 80. Paul Hastings                           | 49                  | 39   | 47   |      |      |                                   |                     |        |         |       |  |
| 80. Gould & Ratner                          | 49                  | 48   | 45   | 46   | 44   | 21                                | 6                   | 13     | 8       | 1     | Amy Blumenthal, Steve Gustafson, Joe Laub, John Ma   |
| 80. Laner Muchin Ltd                        | 49                  | 49   | 48   | 46   |      | 15                                | 11                  | 8      | 14      | 1     | James J. Convery                                     |


| Firm and Ranking                         | Lawyers in Illinois |      |      |      |      | Illinois Lawyers in 2019 by title |                     |        |         |       | Managing partner or equivalent, main Illinois office |
|--|---------------------|------|------|------|------|-----------------------------------|---------------------|--------|---------|-------|--|
|  | 2019                | 2018 | 2017 | 2016 | 2015 | Equity Partners                   | Non-Equity Partners | Assoc. | Counsel | Other |  |
| 83. Duane Morris                         | 48                  | 52   | 49   | 52   | 48   | 14                                | 13                  | 13     | 8       | 0     | John R. Weiss  |
| 83. Husch Blackwell                      | 48                  | 39   | 40   |      |      | 7                                 | 15                  | 13     | 13      | 0     | Julie Miceli   |
| 83. Schiller DuCanto & Fleck             | 48                  | 44   | 43   | 43   | 46   | 13                                | 20                  | 14     | 0       | 1     | Meighan Harmon                                       |
| 86. Nyhan Bambrick Kinzie & Lowry        | 47                  | 50   | 50   | 47   | 38   | 11                                | 28                  | 8      | 0       | 0     | William Lowry  |
| 86. Huck Bouma                           | 47                  | 44   | 34   |      |      |                                   |                     |        |         |       |  |
| 86. Pretzel & Stouffer Chartered         | 47                  | 58   | 68   |      |      |                                   |                     |        |         |       |  |
| 86. Benesch Friedlander Coplan & Aronoff | 47                  | 28   |      |      |      | 13                                | 8                   | 19     | 7       | 0     | David Pope   |
| 90. Howard & Howard                      | 46                  | 48   | 48   | 63   | 50   | 35                                | 0                   | 5      | 5       | 1     | Mark A. Davis  |
| 90. Codilis & Associates                 | 46                  | 49   | 55   |      |      |                                   |                     |        |         |       |  |
| 90. Hennessy & Roach                     | 46                  | 45   | 45   |      |      |                                   |                     |        |         |       |  |
| 90. Robbins Schwartz                     | 46                  | 40   | 40   |      |      |                                   |                     |        |         |       |  |
| 94. Cozen O'Connor                       | 44                  | 51   | 51   | 54   | 60   | 15                                | 4                   | 19     | 4       | 2     | Jeremy J. Glenn                                      |
| 95. Ice Miller                           | 43                  | 40   | 45   |      |      | 17                                | 7                   | 12     | 7       | 0     | John Burke   |
| 95. Rakoczy Molino Mazzochi Siwik        | 43                  | 42   | 40   |      |      |                                   |                     |        |         |       |  |
| 95. Aronberg Goldgehn Davis & Garmisa    | 43                  | 40   | 42   |      | 36   | 16                                | 15                  | 9      | 3       | 0     | Christopher J. Bannon, Jerry Holisky                 |
| 98. Hall Prangle & Schoonveld            | 42                  | 46   | 44   | 44   | 31   | 11                                | 13                  | 17     | 1       | 0     | Marilee Clausing                                     |
| 98. Geraci Law                           | 42                  | 49   | 51   |      |      |                                   |                     |        |         |       |  |
| 100. The Semrad Law Firm                 | 41                  | 39   | 44   |      |      |                                   |                     |        |         |       |  |

\*Number includes both equity and non-equity partners. Surveys were sent to Illinois' 150 largest law firms as determined by a Jan. 2, 2019, data request from Sullivan's Law Directory, a sister product of Chicago Lawyer. Past years' totals come from past Chicago Lawyer surveys. Since 2017, total lawyer counts for firms that did not provide that information have been provided by Sullivan's. © 2019 Law Bulletin Media.

# THE BREAKDOWN




**Job Categories**  
 Partners: **51.8%**  
 Associates: **37.1%**  
 Of counsel: **8.8%**  
 Others: **2.3%**



**Biggest Percentage Increase, 2018-2019**  
 Benesch Friedlander Coplan & Aronoff, **67.9%**

**Equity vs Non-equity Partners\***  
 Equity: **60%**  
 Non-equity: **40%**

\*Firms that combined equity and non-equity partners in their reporting are not included



**Biggest Raw Number Increase, 2018-2019**  
 Kirkland & Ellis,  
**668 to 706** (38 attorneys)

